

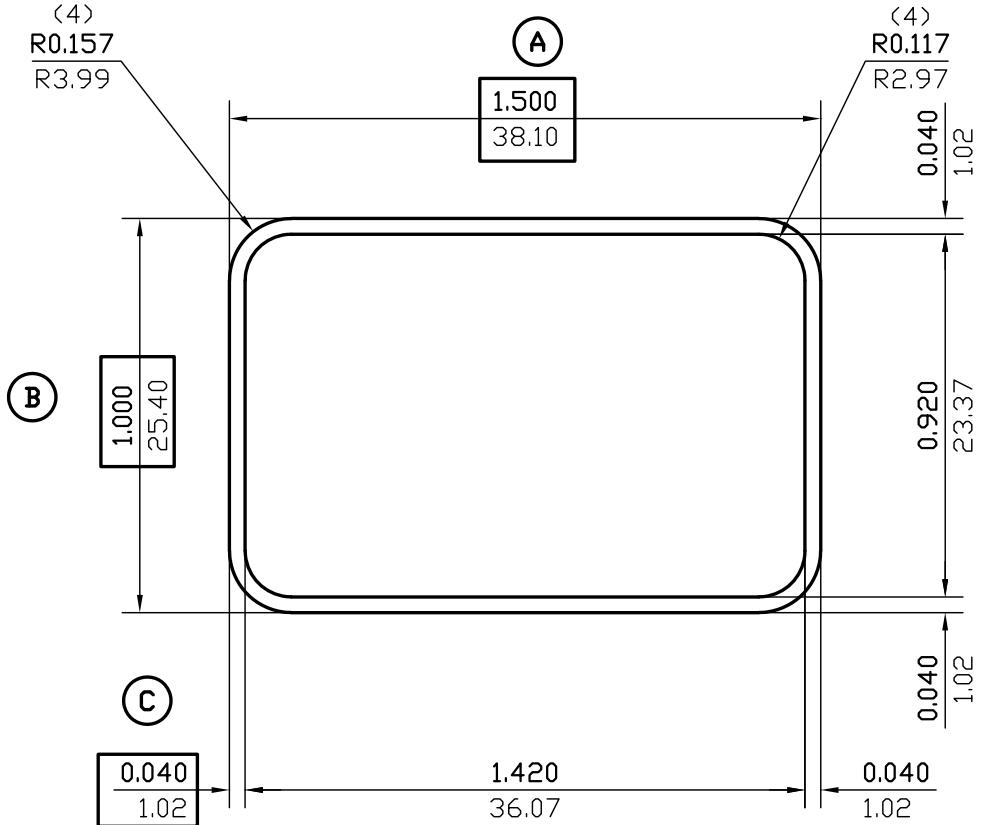


NOTE: BREAK ALL CORNERS WITH 0.015" (.38 MM) RADIUS UNLESS OTHERWISE NOTED. STANDARD TOLERANCES TO APPLY UNLESS OTHERWISE SPECIFIED.

CUSTOMER	CAN ART STD.	DIE No.	EH05801	REV. No.	4
DESCRIPTION	1.5" x 1" x .040	CUSTOMER PART No.	PROPOSAL No. H-52402		



PACKING ORIENTATION
(PACK HORIZONTALLY)

ACTUAL SIZE

±.010
 0.040(1.02)

EXCEPT AS SHOWN

DATE	REV	DESCRIPTION	BY
03/15/23	4	REMOVED ALLOY	JASON
03/06/20	3	ADDED PACKAGING LAYOUT.	PAUL
EST.AREA	0.184	IN. ²	EST.AREA 118.834
			MM. ²
EST.WT.	0.221	LBS/FT.	EST.WT. 0.329
			KG/M.
EST.PER.	9.210	IN.	EST.PER. 233.924
			MM.
OUT PER.	4.730	IN.	OUT PER. 120.2
			MM.
C.C.D.	1.675	IN.	C.C.D. 42.556
			MM.
FINISH	M/F		ALLOY
CKD BY	FACTOR 42	SCALE 2:1	DWN BY L.G. DATE 06/10/2004

CAN ART

ALUMINUM EXTRUSION INC.

428 JUTRAS DRIVE S.
WINDSOR, ON N8N 5C5
TEL. NO. (519) 727-4399
FAX NO. (519) 727-6434
WEB: www.canart.com

THIS DRAWING IS NOT NECESSARILY A COPY OF YOUR ORIGINAL. PLEASE APPROVE DIMENSIONS AND TOLERANCES INDICATED. CAN ART ASSUMES NO RESPONSIBILITY EITHER TECHNICAL OR LEGAL FOR HAVING THIS SHAPE MADE. THE CUSTOMER AGREES TO FULLY PROTECT CAN ART ALUMINUM FROM CLAIMS OF OTHERS RESULTING FROM THIS SHAPE.

SIGNED: _____ DATE: _____